

PS215-T12-K250



- Metal enclosure
- Design to EN 50047
- cable entry 1 x M20 x 1,5
- Simple and quick to adjust the control elements by 45°.
- Quick connection technology as connection terminals rotated by 45°
- Actuation from bottom parallel to the switch, therefore only suitable for small housings.

Data

Ordering data

Product type description	PS215-T12-K250
Article number (order number)	103014994
EAN (European Article Number)	4030661501871

Certifications

Certificates	cULus CCC EAC
--------------	---------------------

General data

Product name	PS215 with angle roller lever K250
Standards	IEC 60947-5-1
Housing construction form	Norm construction design
Enclosure material	Metal, zinc die-cast
Enclosure coating material	painted
Material of the contacts, electrical	Silver
Gross weight	222.7 g

General data - Features

Safety functions	Yes
Number of auxiliary contacts	1

Number of safety contacts 2

Safety appraisal

Standards ISO 13849-1

Mission Time 20 Year(s)

Safety appraisal - Safety outputs

B10d Normally-closed contact (NC) 20,000,000 Operations

Mechanical data

Actuating element Angle roller lever K250

Mechanical life, minimum 10,000,000 Operations

Positive break force, minimum 40 N

Actuating speed, minimum 60 mm/min

Actuating speed, maximum 1 m/s

Mechanical data - Connection technique

Terminal Connector Screw connection

Cable section, minimum 0.34 mm²

Cable section, maximum 1.5 mm²

Mechanical data - Dimensions

Height of sensor 107 mm

Length of sensor 32.5 mm

Width of sensor 31 mm

Ambient conditions

Protection class IP66
IP67

Ambient temperature, minimum -30 °C

Ambient temperature, maximum +80 °C

Ambient conditions - Insulation value

Rated impulse withstand voltage 4 kV

Electrical data

Thermal test current 5 A

Required rated short-circuit current to EN 60947-5-1 400 A

Utilisation category AC-15 240 VAC

Utilisation category AC-15 3 A

Utilisation category DC-13 24 VDC

Utilisation category DC-13	3 A
Switching element	1 NO contact, 2 NC contacts
Switching principle	Creep circuit element
Switching frequency	5,000 /h

Ordering code

Product type description:

PS2(2)-(3)-(4)-(5)-(6)-(7)-(8)-(9)-(10)-(11)-
(12)

(2)

- 5** Metal enclosure
- 216** Thermoplastic enclosure
- 226** Plastic housing with 2 cable entries

(3)

- without** L-hole (standard)
- L** elongated hole

(4)

- Z11** Snap action 1 NO contact / 1 NC contact
- Z02** Snap action 2 NC contacts
- Z12** Snap action 1 NO contact / 2 NC contact
- Z11R** Snap action 1 NO contact / 1 NC contact with latching
- Z02R** Snap action 2 NC contacts with latching
- T11** Slow action 1 NO contact / 1 NC contact
- T02** Slow action 2 NC contacts
- T20** Slow action 2 NO contact
- T12** Slow action 1 NO contact / 2 NC contact
- T21** Slow action 2 NO contact / 1 NC contact
- T03** Slow action 3 NC contacts
- T11UE** Slow action 1 NO contact / 1 NC contact with overlapping contacts
- T02H** Slow action 2 NC contacts with staggered contacts

(5)

- without** Contacts silver plated (Standard)
- A1** Gold contacts 0,3 µm
- A2** Gold contacts 1,0 µm
- A3** Gold contacts 3,0 µm

(6)

without without indication light
G integrated status display

(7)

without Cable entry M20
M16 cable entry M16
ST Connector plug M12 - plastic - bottom
STR Connector plug M12, right
STL Connector plug M 12, left

(8)

S200 plunger S200 Ø 6 mm
S210 Plunger Ø 8,6 mm
S211 Plunger Ø 10,3 mm
S221 Plunger Ø 9,8 mm
R200 Roller plunger R200
R201 Roller plunger - stainless steel roller Ø 9,5mm
R210 Roller plunger - plastic roller Ø 12mm
K201 Roller plunger - stainless steel roller - width 5,3 mm - Ø 12mm
K200 Offset roller lever - plastic roller- width 5.3 mm - Ø 12 mm
K201 Roller plunger - stainless steel roller - width 5,3 mm - Ø 12mm
K210 Offset roller lever - plastic roller- width 5mm - Ø 14mm
K230 Angle roller lever - plastic roller Ø 14 mm
K240 Angle roller lever with plastic roller Ø 22 mm - right-bent
K250 Angle roller lever with plastic roller Ø 22 mm - left-bent
H200 Roller lever - plastic roller Ø 16 m - lever length 24 mm
H202 Roller lever - brass roller Ø 16mm - lever length 24mm (Standard)
H230 Roller lever - plastic roller Ø 16mm - lever length 28 mm
H232 Roller lever - brass roller Ø 16mm - lever length 28 mm
H236 Roller lever - rubber roller Ø 16mm - lever length 28 mm
N200 Roller lever 2 mm Toothing (24...26mm) - Plastic roller Ø 20 mm - Width 9.8 mm
N201 Roller lever adjustable in 2 mm steps (24...66mm) - stainless steel roller Ø 20mm - width 9,8 mm
N202 Roller lever - adjustable in 2 mm steps (24...66mm) - brass roller Ø 20mm - width 9,8 mm
N210 Roller lever - adjustable in 2 mm steps (24...66mm) - plastic roller Ø 20mm - width 5 mm - long-angled - locking washer
N280 Roller lever -adjustable in 2 mm steps (24...66mm) - plastic roller Ø 20mm - width 5 mm - long -locking washer
J200 Rod lever - plastic - 200mm -Ø 6mm
J201 Rod lever - stainless steel - 200mm -Ø 6mm (Standard)
J203 Rod lever - aluminium - 200mm -Ø 6mm
F230 Spring rod - plastic
F231 Spring rod - stainless steel
A200 Special actuating bolt - plastic - valve control

(9)

without no intent rotation (Standard)

- U1** intent rotation 45°
- U2** intent rotation 90°
- U3** intent rotation 135°
- U4** intent rotation 180°
- U5** intent rotation 225°
- U6** intent rotation 275°
- U7** intent rotation 315°

(10)

without no lever rotation (Standard)

- X1** lever rotation 15°
- X2** lever rotation 30°
- X3** lever rotation 45°
- X4** lever rotation 60°
- X5** lever rotation 75°
- X6** lever rotation 90°
- X7** lever rotation 105°
- X8** lever rotation 120°
- X9** lever rotation 135°
- X10** lever rotation 150°
- X11** lever rotation 165°
- X12** lever rotation 180°
- X13** lever rotation 195°
- X14** lever rotation 210°
- X15** lever rotation 225°
- X16** lever rotation 240°
- X17** lever rotation 255°
- X18** lever rotation 270°
- X19** lever rotation 285°
- X20** lever rotation 300°
- X21** lever rotation 315°
- X22** lever rotation 330°
- X23** lever rotation 345°

(11)

without Roller outside (Standard)

- I** Roller inside

(12)

without -30...+80°C (Standard)

T -40...+80°C

Documents

UL Certificate

(211,5 kB, 01.08.2019)

EAC certification

Pictures

Product picture (catalogue individual photo)



ID: kps2kf13

| 82,7 kB | .jpg | 27.093 x 47.413 mm - 320 x 560 Pixel
- 300 dpi

| 800,7 kB | .jpg | 352.778 x 617.714 mm - 1000 x
1751 Pixel - 72 dpi

| 50,6 kB | .png | 74.083 x 129.469 mm - 210 x 367
Pixel - 72 dpi

Product picture (catalogue individual photo)



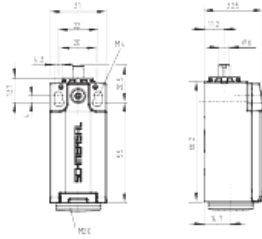
ID: kps1kf35

| 20,7 kB | .png | 74.083 x 64.206 mm - 210 x 182
Pixel - 72 dpi

| 30,2 kB | .jpg | 27.093 x 23.453 mm - 320 x 277 Pixel
- 300 dpi

| 206,5 kB | .jpg | 352.778 x 305.506 mm - 1000 x 866
Pixel - 72 dpi

Dimensional drawing basic component



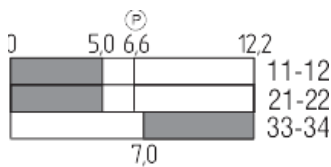
ID: kps2xg01

| 4,4 kB | .png | 74.083 x 68.086 mm - 210 x 193 Pixel
- 72 dpi

| 111,3 kB | .jpg | 352.778 x 323.85 mm - 1000 x 918
Pixel - 72 dpi

| 26,4 kB | .jpg | 112.889 x 103.717 mm - 320 x 294
Pixel - 72 dpi

Switch travel diagram

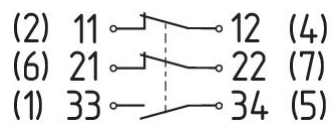


ID: kps11s52

| 2,0 kB | .png | 74.083 x 36.336 mm - 210 x 103 Pixel
- 72 dpi

| 19,2 kB | .jpg | 112.889 x 55.386 mm - 320 x 157
Pixel - 72 dpi

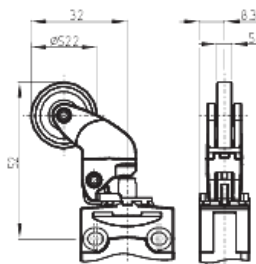
Diagram



ID: kps2xk02

| 24,0 kB | .jpg | 112.889 x 47.272 mm - 320 x 134
Pixel - 72 dpi

Dimensional drawing actuator



ID: kps11b08

| 214,1 kB | .jpg | 352.778 x 365.831 mm - 1000 x
1037 Pixel - 72 dpi

| 5,8 kB | .png | 74.083 x 72.319 mm - 210 x 205 Pixel
- 72 dpi

K.A. Schmersal GmbH & Co. KG, Möddinghofe 3, D-42279 Wuppertal

The details and data referred to have been carefully checked. Images may diverge from original. Further technical data can be found in the manual. Technical amendments and errors possible.

Generated on 23.06.2020 13:24:21