

DP-1VR



DIGIMATIC Mini Processor with integral printer

Affordable, practical and versatile.

1. Easy printing and paper loading function
2. Large, easy-to-read characters
3. Time-dependent reading-in of measured data (clock function)
4. Records up to 9,999 units of processing data can be recorded



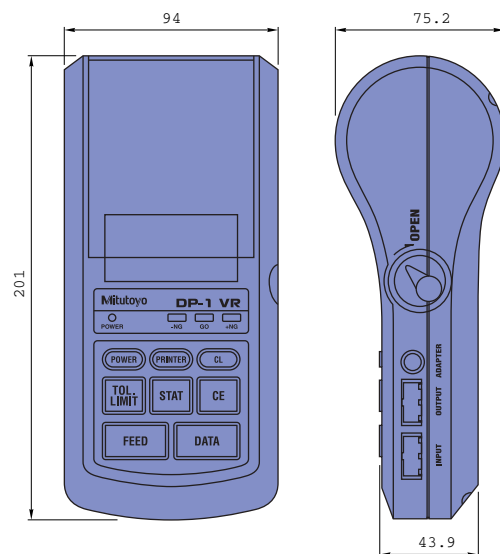
Special features

Mitutoyo's new DP-1VR is so compact, it fits right in the palm of your hand. Yet, with this practical little device you can print data from DIGIMATIC caliper gauges, external screw-type micrometers and other small measuring instruments and even make statistical calculations. The DP-1VR even lets you transmit data to a PC from the built-in RS-232C interface port if you want.

Printing speed is excellent and the built-in thermal line printer makes virtually no noise. What's more, the thermo-sensitive paper used has outstanding durability and chemical resistance to allow really long-term storage of your measurement results and analyses.

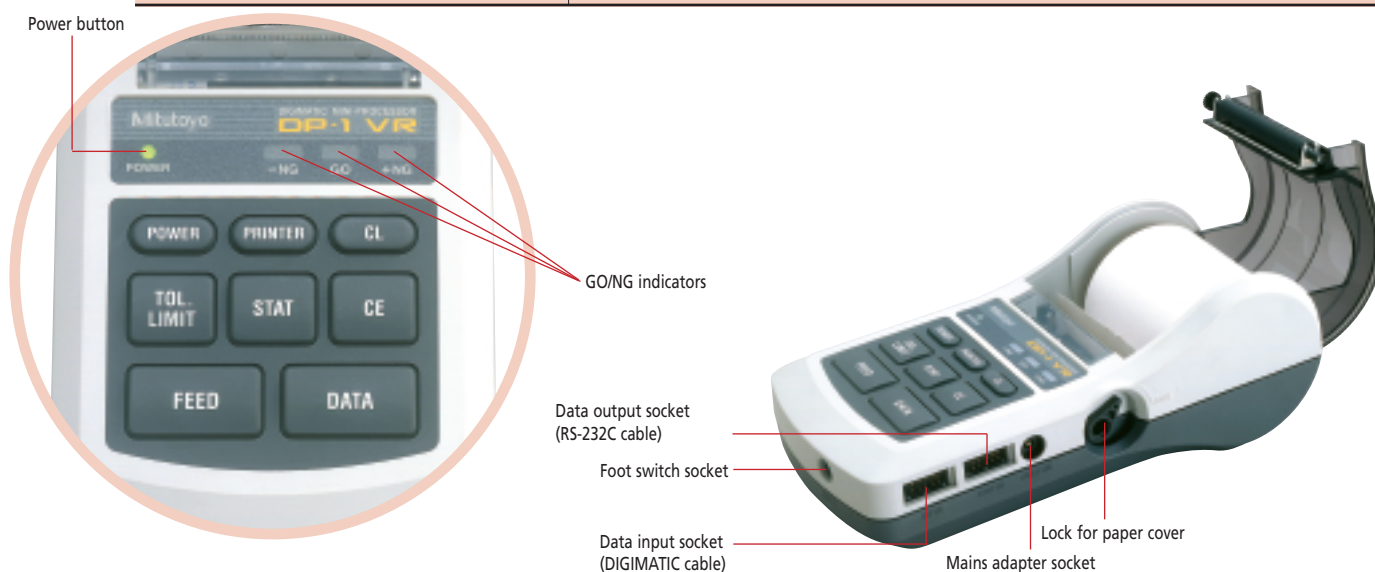
Dimensions

unit: mm



DP-1VR technical data.

Code No.	264-504-5E
Printing method	Thermal line printer
Print resolution	384 dots per line (8 dots per mm)
Printing speed	6.5 mm/s (using mains adapter)
Paper length	48 m per roll
Print capacity (approximate)	
Large characters	6,500 lines
Small characters	12,000 lines
Processing capacity	
Modes 1/2/3	9,999 data units
Mode 0	100,000 data units
Printable data	Measured values; OK/±NG values, data quantity, maximum / minimum value, range; average, standard deviation, number of defective pieces, percentage of defective pieces, process capability index, histogram, individual value chart, characteristic values for control chart generation; date and time
Output functions	Measured values via RS-232C interface or OK/±NG evaluation
Data input interval	0.25 s, 1 s, 5 s, 30 s, 1 min, 30 min, 60 min
Power supply	Via 6 VDC mains adapter (not compatible with previous model DP-1HS) or battery operated: LR6 or Ni-MH cells (rechargeable, 4 pcs, AA)
Operating temperature	
Powered by mains adapter	0 to 45°C
Battery powered	10 to 45°C
Storage temperature	-10 to 50°C



Operating modes.

Mode 0:
Records measured values and performs tolerance evaluations.

Mode 1:
Records measured values, performs statistical calculations and generates histograms.

Mode 2:
Prepares charts for graphical display of measured-value deviations from the target value. Measured value and statistical analyses can be performed at the same time and a histogram can be generated.

Mode 3:
Automatically calculates and records the values for an \bar{X} -R control chart.

* The user can select large character format (except in mode 2).

Special features

Key	Mode 0	Modes 1 & 2	Mode 3	Subgroup during measurement	Subgroup after measurement
CL	All measured values are cleared. Press before inputting tolerance limits.		New input from first measured value.		Only clears measured values.
CE	Cancels the previous measurement data.		Cancels previous measurement data.		Cancels previous subgroup.
TOL.LIMIT	Press before and after inputting tolerance limits.		Finish measurement and finish measuring mode.		Switch to next subgroup.
STAT	Not operational in this mode	Calculations for histograms.	Finish subgroup and print out \bar{X} -R results.		Calculate control limits and print out to finish measurement.
FEED	Feeds printer paper.				
DATA	Requests data input connected measuring device.				
PRINTER	Switches printer ON or OFF				
POWER	Switches DP-1VR ON or OFF				



Standard accessories

User Manual, Mains Adapter, Quick Reference Guide, Carrying Strap, 1 roll of paper.

Mains adapter details

Code No.	Input voltage	Mass
526688UK	230 VAC	150 g

Optional accessories

Code No. 264-000-194*	RS-232C cable (1 m long, 9-pin)
Code No. 095516*	OK/±NG tolerance evaluation cable
Code No. 937179T	Foot switch

* The RS-232C cable and the OK/±NG evaluation cable cannot be used at the same time.

Consumables

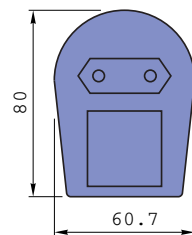
Code No. 210696	4 x LR6 cells
Code No. SP26408	4 x Ni-MH cells (rechargeable)
Code No. 09EAA069	1 roll of paper

Alarm functions

Voltage	Supply voltage is abnormal
No paper	Paper reserve used up or no roll present
Cover open	Paper cover not locked
Print-head temperature	Operating temperature of print head is abnormal
Overflow	Data limit has been reached/exceeded
Battery	Voltage of built-in clock battery is low
Input data	Communication problems with measuring device

Mains adapter dimensions

unit: mm



Code No. 526688UK

Note:

All our product details, in particular the illustrations, drawings, dimension and performance details and other technical specifications contained in this publication are to be considered to be approximate average values. To this extent, we reserve the right to make changes in design, technical data, dimensions and weight. Our specified standards, similar technical rules and technical specifications, descriptions and illustrations of the products are correct at the time of printing. The current version of our general terms and conditions also apply. Only offers which we have submitted can be considered to be definitive.

Coordinate Measuring Machines

Vision Measuring Systems

Surface-, Form- and Contour-
Measurement

Optical Measuring

Sensor Systems

Hardness Measuring

Digital Scale and DRO Systems

Small Tool Instruments and
Data Management

Mitutoyo (UK) Ltd

West Point Business Park

Andover, Hampshire

SP10 3UX, United Kingdom

Tel: (01264) 353123

Fax: (01264) 354883

E-mail: enquiries@mitutoyo.co.uk

www.mitutoyo.co.uk

Mitutoyo