



PS215-T12-K200

- Metal enclosure
- Design to EN 50047
- cable entry 1 x M20 x 1,5
- Simple and quick to adjust the control elements by 45°.
- Quick connection technology as connection terminals rotated by 45°

Data

Ordering data

Product type description	PS215-T12-K200
Article number (order number)	103014985
EAN (European Article Number)	4030661501338

Certifications

Certificates	cULus CCC EAC
--------------	---------------------

General data

Product name	PS215 with offset roller lever K200
Standards	IEC 60947-5-1
Housing construction form	Norm construction design
Actuator type to DIN EN 50047	E
Enclosure material	Metal, zinc die-cast
Enclosure coating material	painted
Material of the contacts, electrical	Silver
Gross weight	205 g

General data - Features

Safety functions	Yes
Number of auxiliary contacts	1
Number of safety contacts	2

Safety appraisal

Standards	ISO 13849-1
Mission Time	20 Year(s)

Safety appraisal - Safety outputs

B10d Normally-closed contact (NC)	20,000,000 Operations
-----------------------------------	-----------------------

Mechanical data

Actuating element	Offset roller lever K200
Mechanical life, minimum	10,000,000 Operations
Positive break force, minimum	40 N
Actuating speed, minimum	60 mm/min
Actuating speed, maximum	1 m/s

Mechanical data - Connection technique

Terminal Connector	Screw connection
Cable section, minimum	0.34 mm ²
Cable section, maximum	1.5 mm ²

Mechanical data - Dimensions

Height of sensor	95 mm
Length of sensor	32.5 mm
Width of sensor	31 mm

Ambient conditions

Protection class	IP66 IP67
Ambient temperature, minimum	-30 °C
Ambient temperature, maximum	+80 °C

Ambient conditions - Insulation value

Rated impulse withstand voltage	4 kV
---------------------------------	------

Electrical data

Thermal test current	5 A
Required rated short-circuit current to EN 60947-5-1	400 A
Utilisation category AC-15	240 VAC
Utilisation category AC-15	3 A
Utilisation category DC-13	24 VDC
Utilisation category DC-13	3 A

Switching element	1 NO contact, 2 NC contacts
Switching principle	Creep circuit element
Switching frequency	5,000 /h

Ordering code

Product type description:

PS2(2)-(3)-(4)-(5)-(6)-(7)-(8)-(9)-(10)-(11)-
(12)

(2)

- 5** Metal enclosure
- 216** Thermoplastic enclosure
- 226** Plastic housing with 2 cable entries

(3)

without L-hole (standard)

- L** elongated hole

(4)

- Z11** Snap action 1 NO contact / 1 NC contact
- Z02** Snap action 2 NC contacts
- Z12** Snap action 1 NO contact / 2 NC contact
- Z11R** Snap action 1 NO contact / 1 NC contact with latching
- Z02R** Snap action 2 NC contacts with latching
- T11** Slow action 1 NO contact / 1 NC contact
- T02** Slow action 2 NC contacts
- T20** Slow action 2 NO contact
- T12** Slow action 1 NO contact / 2 NC contact
- T21** Slow action 2 NO contact / 1 NC contact
- T03** Slow action 3 NC contacts
- T11UE** Slow action 1 NO contact / 1 NC contact with overlapping contacts
- T02H** Slow action 2 NC contacts with staggered contacts

(5)

without Contacts silver plated (Standard)

- A1** Gold contacts 0,3 µm
- A2** Gold contacts 1,0 µm
- A3** Gold contacts 3,0 µm

(6)

without without indication light

G integrated status display

(7)

without Cable entry M20

M16 cable entry M16

ST Connector plug M12 - plastic - bottom

STR Connector plug M12, right

STL Connector plug M 12, left

(8)

S200 plunger S200 Ø 6 mm

S210 Plunger Ø 8,6 mm

S211 Plunger Ø 10,3 mm

S221 Plunger Ø 9,8 mm

R200 Roller plunger R200

R201 Roller plunger - stainless steel roller Ø 9,5mm

R210 Roller plunger - plastic roller Ø 12mm

K201 Roller plunger - stainless steel roller - width 5,3 mm - Ø 12mm

K200 Offset roller lever - plastic roller- width 5.3 mm - Ø 12 mm

K201 Roller plunger - stainless steel roller - width 5,3 mm - Ø 12mm

K210 Offset roller lever - plastic roller- width 5mm - Ø 14mm

K230 Angle roller lever - plastic roller Ø 14 mm

K240 Angle roller lever with plastic roller Ø 22 mm - right-bent

K250 Angle roller lever with plastic roller Ø 22 mm - left-bent

H200 Roller lever - plastic roller Ø 16 m - lever length 24 mm

H202 Roller lever - brass roller Ø 16mm - lever length 24mm (Standard)

H230 Roller lever - plastic roller Ø 16mm - lever length 28 mm

H232 Roller lever - brass roller Ø 16mm - lever length 28 mm

H236 Roller lever - rubber roller Ø 16mm - lever length 28 mm

N200 Roller lever 2 mm Toothing (24...26mm) - Plastic roller Ø 20 mm - Width 9.8 mm

N201 Roller lever adjustable in 2 mm steps (24...66mm) - stainless steel roller Ø 20mm - width 9,8 mm

N202 Roller lever - adjustable in 2 mm steps (24...66mm) - brass roller Ø 20mm - width 9,8 mm

N210 Roller lever - adjustable in 2 mm steps (24...66mm) - plastic roller Ø 20mm - width 5 mm - long-angled - locking washer

N280 Roller lever -adjustable in 2 mm steps (24...66mm) - plastic roller Ø 20mm - width 5 mm - long - locking washer

J200 Rod lever - plastic - 200mm -Ø 6mm

J201 Rod lever - stainless steel - 200mm -Ø 6mm (Standard)

J203 Rod lever - aluminium - 200mm -Ø 6mm

F230 Spring rod - plastic

F231 Spring rod - stainless steel

A200 Special actuating bolt - plastic - valve control

(9)

without no intent rotation (Standard)

- U1** intent rotation 45°
- U2** intent rotation 90°
- U3** intent rotation 135°
- U4** intent rotation 180°
- U5** intent rotation 225°
- U6** intent rotation 275°
- U7** intent rotation 315°

(10)

without no lever rotation (Standard)

- X1** lever rotation 15°
- X2** lever rotation 30°
- X3** lever rotation 45°
- X4** lever rotation 60°
- X5** lever rotation 75°
- X6** lever rotation 90°
- X7** lever rotation 105°
- X8** lever rotation 120°
- X9** lever rotation 135°
- X10** lever rotation 150°
- X11** lever rotation 165°
- X12** lever rotation 180°
- X13** lever rotation 195°
- X14** lever rotation 210°
- X15** lever rotation 225°
- X16** lever rotation 240°
- X17** lever rotation 255°
- X18** lever rotation 270°
- X19** lever rotation 285°
- X20** lever rotation 300°
- X21** lever rotation 315°
- X22** lever rotation 330°
- X23** lever rotation 345°

(11)

without Roller outside (Standard)

- I** Roller inside

(12)

without -30...+80°C (Standard)

- T** -40...+80°C

Documents

Operating instructions (supplementary sheet/quick guide)

(552,5 kB, 10.05.2019, Revision A)

UL Certificate

(211,5 kB, 01.08.2019)

CCC certification

(3,6 MB, 10.05.2019, Revision 01)

EAC certification

SISTEMA-VDMA library

(134,9 kB, 19.06.2019)

Pictures

Product picture (catalogue individual photo)



ID: kps2kf01

| 973,7 kB | .jpg | 352.778 x 670.278 mm - 1000 x 1900 Pixel - 72 dpi

| 99,4 kB | .jpg | 27.093 x 51.477 mm - 320 x 608 Pixel - 300 dpi

| 60,5 kB | .png | 74.083 x 140.758 mm - 210 x 399 Pixel - 72 dpi

Product picture (catalogue individual photo)



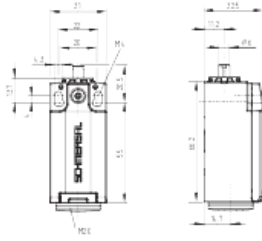
ID: kps1kf07

| 21,4 kB | .jpg | 27.093 x 19.558 mm - 320 x 231 Pixel - 300 dpi

| 14,2 kB | .png | 74.083 x 53.269 mm - 210 x 151 Pixel - 72 dpi

| 138,7 kB | .jpg | 352.778 x 254 mm - 1000 x 720 Pixel - 72 dpi

Dimensional drawing basic component



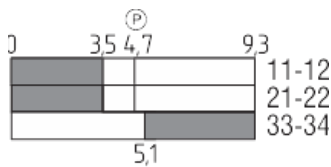
ID: kps2xg01

| 4,4 kB | .png | 74.083 x 68.086 mm - 210 x 193 Pixel
- 72 dpi

| 111,3 kB | .jpg | 352.778 x 323.85 mm - 1000 x 918
Pixel - 72 dpi

| 26,4 kB | .jpg | 112.889 x 103.717 mm - 320 x 294
Pixel - 72 dpi

Switch travel diagram

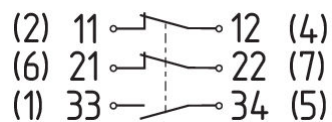


ID: kps11s16

| 2,1 kB | .png | 74.083 x 36.689 mm - 210 x 104 Pixel
- 72 dpi

| 19,0 kB | .jpg | 112.889 x 55.739 mm - 320 x 158
Pixel - 72 dpi

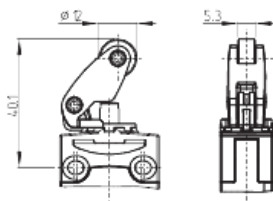
Diagram



ID: kps2xk02

| 24,0 kB | .jpg | 112.889 x 47.272 mm - 320 x 134
Pixel - 72 dpi

Dimensional drawing actuator



ID: kps11b04

| 5,1 kB | .png | 74.083 x 51.506 mm - 210 x 146 Pixel
- 72 dpi

| 148,7 kB | .jpg | 352.778 x 258.586 mm - 1000 x 733
Pixel - 72 dpi

K.A. Schmersal GmbH & Co. KG, Möddinghofe 3, D-42279 Wuppertal

The details and data referred to have been carefully checked. Images may diverge from original. Further technical data can be found in the manual. Technical amendments and errors possible.

Generated on 23.06.2020 13:17:33