



PS316-Z12-H300

- Design to EN 50041
- cable entry 1 x M20 x 1,5
- thermoplastic enclosure with foldable latching cover
- Simple and quick to adjust the control elements by 45°.
- Quick connection technology as connection terminals rotated by 45°

Data

Ordering data

Product type description	PS316-Z12-H300
Article number (order number)	103015140
EAN (European Article Number)	4030661502847

Certifications

Certificates	cULus CCC EAC
--------------	---------------------

General data

Product name	PS316 with roller lever H300
Standards	IEC 60947-5-1
Housing construction form	Norm construction design
Actuator type to DIN EN 50047	A
Enclosure material	Plastic, glass-fibre-reinforced
Material of the contacts, electrical	Silver
Gross weight	161 g

General data - Features

Safety functions	Yes
Number of auxiliary contacts	1
Number of safety contacts	2

Safety appraisal

Standards	ISO 13849-1
Mission Time	20 Year(s)

Safety appraisal - Safety outputs

B10d Normally-closed contact (NC)	20,000,000 Operations
-----------------------------------	-----------------------

Mechanical data

Actuating element	Roller lever H300
Mechanical life, minimum	10,000,000 Operations
Positive break force, minimum	50 N
Actuating speed, minimum	10 mm/min
Actuating speed, maximum	1 m/s

Mechanical data - Connection technique

Terminal Connector	Screw connection
Cable section, minimum	0.34 mm ²
Cable section, maximum	1.5 mm ²

Mechanical data - Dimensions

Height of sensor	137 mm
Length of sensor	37 mm
Width of sensor	41 mm

Ambient conditions

Protection class	IP66 IP67
Ambient temperature, minimum	-30 °C
Ambient temperature, maximum	+80 °C

Ambient conditions - Insulation value

Rated impulse withstand voltage	4 kV
---------------------------------	------

Electrical data

Thermal test current	5 A
Required rated short-circuit current to EN 60947-5-1	400 A
Utilisation category AC-15	240 VAC
Utilisation category AC-15	3 A
Utilisation category DC-13	24 VDC
Utilisation category DC-13	3 A

Switching element	1 NO contact, 2 NC contacts
Switching principle	Snap switch element
Switching frequency	5,000 /h

Ordering code

Product type description:

PS(2)-(3)-(4)-(5)-(6)-(7)-(8)-(9)-(10)-(11)-
(12)

(2)

315 Metal enclosure

316 Thermoplastic enclosure

(3)

without L-hole (standard)

L elongated hole

(4)

Z11 Snap action 1 NO contact / 1 NC contact

Z02 Snap action 2 NC contacts

Z12 Snap action 1 NO contact / 2 NC contact

Z11R Snap action 1 NO contact / 1 NC contact with latching

Z02R Snap action 2 NC contacts with latching

T11 Slow action 1 NO contact / 1 NC contact

T02 Slow action 2 NC contacts

T20 Slow action 2 NO contact

T12 Slow action 1 NO contact / 2 NC contact

T21 Slow action 2 NO contact / 1 NC contact

T03 Slow action 3 NC contacts

T11UE Slow action 1 NO contact / 1 NC contact with overlapping contacts

T02H Slow action 2 NC contacts with staggered contacts

(5)

without Contacts silver plated (Standard)

A1 Gold contacts 0,3 µm

A2 Gold contacts 1,0 µm

A3 Gold contacts 3,0 µm

(6)

without without indication light

G integrated status display

(7)

without Cable entry M20

ST Connector plug M12 - plastic - bottom

STM Connector plug M12, metal

(8)

S200 plunger S200 Ø 6 mm

S300 Plunger - plastic - tappet width Ø 9 mm

R300 Roller plunger - plastic roller - width 4.6 mm

R302 Roller plunger - brass roller - width 4.6 mm

K360 Angle roller lever with plastic roller Ø 20 mm - left-bent

K370 Angle roller lever with plastic roller Ø 20 mm - right-bent

H300 Roller lever - plastic roller Ø 25 mm

H301 Roller lever - stainless steel roller Ø 25 mm

H302 Roller lever - brass roller Ø 25 mm

H310 Roller lever - plastic roller Ø 20 mm

H311 Roller lever - stainless steel roller Ø 20 mm

H312 Roller lever - brass roller Ø 20mm

H326 Roller lever - rubber roller Ø 20mm

N300 Roller lever - plastic roller Ø 25 mm

N301 Roller lever - stainless steel roller Ø 20 mm

N306 Roller lever - rubber roller Ø 20mm

N360 Roller lever - plastic roller Ø 20 mm - width 9.8 mm - long

N370 Roller lever - plastic roller Ø 20 mm - width 9.8 mm - very long

J300 Rod lever - plastic - 200mm -Ø 6mm

F230 Spring rod - plastic

F231 Spring rod - stainless steel

A200 Special actuating bolt - plastic - valve control

(9)

without no intent rotation (Standard)

U1 intent rotation 45°

U2 intent rotation 90°

U3 intent rotation 135°

U4 intent rotation 180°

U5 intent rotation 225°

U6 intent rotation 275°

U7 intent rotation 315°

(10)

without no lever rotation (Standard)

X1 lever rotation 15°

X2 lever rotation 30°

X3	lever rotation 45°
X4	lever rotation 60°
X5	lever rotation 75°
X6	lever rotation 90°
X7	lever rotation 105°
X8	lever rotation 120°
X9	lever rotation 135°
X10	lever rotation 150°
X11	lever rotation 165°
X12	lever rotation 180°
X13	lever rotation 195°
X14	lever rotation 210°
X15	lever rotation 225°
X16	lever rotation 240°
X17	lever rotation 255°
X18	lever rotation 270°
X19	lever rotation 285°
X20	lever rotation 300°
X21	lever rotation 315°
X22	lever rotation 330°
X23	lever rotation 345°

(11)

without Roller outside (Standard)

I Roller inside

(12)

without -30...+80°C (Standard)

T -40...+80°C

Documents

Operating instructions and Declaration of conformity

(444,8 kB, 19.11.2019)

Operating instructions (supplementary sheet/quick guide)

(408,0 kB, 10.05.2019, Revision A)

UL Certificate

(211,5 kB, 01.08.2019)

CCC certification

(6,9 MB, 21.08.2019)

EAC certification

SISTEMA-VDMA library

(134,9 kB, 19.06.2019)

Pictures

Product picture (catalogue individual photo)



ID: kps3hf02

| 1,0 MB | .jpg | 352.778 x 736.247 mm - 1000 x 2087
Pixel - 72 dpi

| 110,4 kB | .jpg | 27.093 x 56.557 mm - 320 x 668
Pixel - 300 dpi

| 66,1 kB | .png | 74.083 x 154.517 mm - 210 x 438
Pixel - 72 dpi

Product picture (catalogue individual photo)



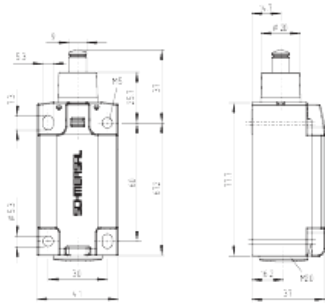
ID: kps3hf03

| 353,2 kB | .jpg | 352.778 x 430.036 mm - 1000 x
1219 Pixel - 72 dpi

| 40,5 kB | .jpg | 27.093 x 33.02 mm - 320 x 390 Pixel -
300 dpi

| 30,7 kB | .png | 74.083 x 90.311 mm - 210 x 256
Pixel - 72 dpi

Dimensional drawing basic component



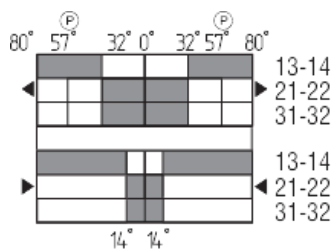
ID: kps3xg01

| 5,0 kB | .png | 74.083 x 70.203 mm - 210 x 199 Pixel - 72 dpi

| 140,3 kB | .jpg | 352.778 x 333.728 mm - 1000 x 946 Pixel - 72 dpi

| 35,0 kB | .jpg | 112.889 x 106.892 mm - 320 x 303 Pixel - 72 dpi

Switch travel diagram

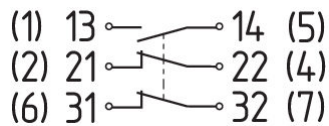


ID: kps31s24

| 3,1 kB | .png | 74.083 x 55.739 mm - 210 x 158 Pixel - 72 dpi

| 31,4 kB | .jpg | 112.889 x 84.667 mm - 320 x 240 Pixel - 72 dpi

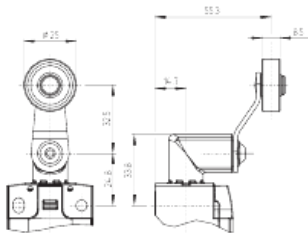
Diagram



ID: kps2xk07

| 26,2 kB | .jpg | 112.889 x 49.389 mm - 320 x 140 Pixel - 72 dpi

Dimensional drawing actuator



ID: kps3xb03

| 150,2 kB | .jpg | 352.778 x 271.639 mm - 1000 x 770 Pixel - 72 dpi

| 5,4 kB | .png | 74.083 x 56.797 mm - 210 x 161 Pixel - 72 dpi

K.A. Schmersal GmbH & Co. KG, Möddinghofe 3, D-42279 Wuppertal

The details and data referred to have been carefully checked. Images may diverge from original. Further technical data can be found in the manual. Technical amendments and errors possible.

Generated on 23.06.2020 16:58:14