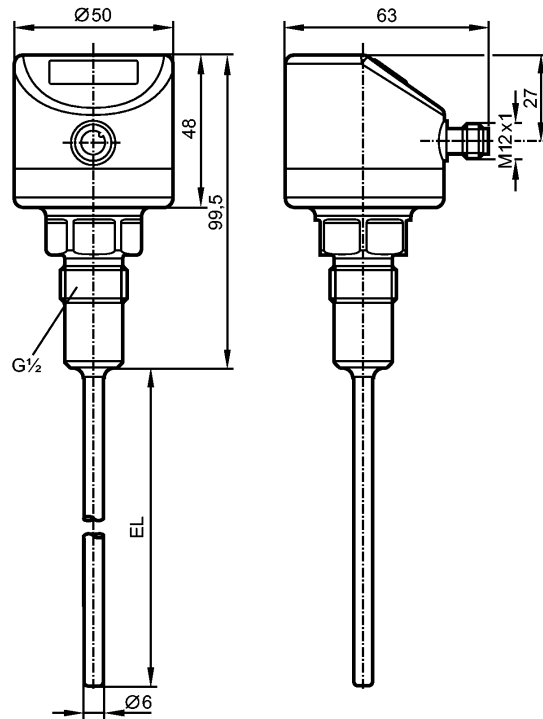



TD2531

TD-100CFEC12-A-ZVG/US

Temperature sensors



EL = Installation length



IO-Link

Product characteristics

| |
|--|
| Temperature Transmitter with Display |
| Process connection: G $\frac{1}{2}$ with sealing cone |
| Installation length EL: 100 mm |
| Analog output |
| 7-segment LED display (4 digits) |
| Measuring range: -50...150 °C / -58...302 °F |
| Measuring element: 1 x Pt 1000, to DIN EN 60751, class A |
| Factory setting: -10...150 °C |

Application

| | |
|--------------------------|-------------------|
| Application | liquids and gases |
| Pressure rating [bar] | 160 |
| Vacuum resistance [mbar] | -1000 |

Electrical data

| | |
|-----------------------------|---|
| Electrical design | DC |
| Operating voltage [V] | 18...32 DC; cULus - Class 2 source required |
| Current consumption [mA] | < 50 |
| Protection class | III |
| Reverse polarity protection | yes |

Outputs

| | |
|--------------------------|---------------|
| Output | Analog output |
| Short-circuit protection | yes |
| Overload protection | yes |



TD2531

TD-100CFEC12-A-ZVG/US

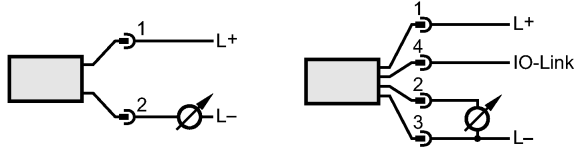
Temperature sensors

| | | |
|--|---------------|--|
| Analog output | | 4...20 mA |
| Max. load | [Ω] | 300 |
| Measuring / setting range | | |
| Measuring range | | -50...150 °C -58...302 °F |
| Factory setting | | -10...150 °C |
| Resolution | | |
| Analog output | [K] | ≤ 0.04 |
| Display | [K] | 0.1 |
| Accuracy / deviations | | |
| Analog output | [K] | ± 0.3 + (± 0.1 % MS) |
| Temperature coefficients (in % of the span per 10 K) | | 0.1 |
| Reaction times | | |
| Power-on delay time | [s] | 2 |
| Dynamic response | T05 / T09 [s] | 1 / 3 |
| Interfaces | | |
| IO-Link Device | | |
| Transfer type | | COM2 (38.4 kBaud) |
| IO-Link revision | | 1.1 |
| Environment | | |
| Ambient temperature | [°C] | -25...80 |
| Storage temperature | [°C] | -40...100 |
| Protection | | IP 67 / IP 68 / IP 69K |
| Tests / approvals | | |
| EMC | | DIN EN 61000-6-2 DIN EN 61000-6-3 |
| Shock resistance | | DIN IEC 68-2-27: 50 g (11 ms) |
| Vibration resistance | | DIN IEC 68-2-6: 10 g (10...2000 Hz) |
| MTTF | [Years] | 405 |
| UL approval number | | K001 |
| Mechanical data | | |
| Process connection | | G½ with sealing cone |
| Materials (wetted parts) | | stainless steel 316L / 1.4404; surface characteristics Ra: < 0.6 |
| Probe diameter | [mm] | 6 |
| Installation length EL | [mm] | 100 |
| Housing materials | | housing: stainless steel 316L / 1.4404 |
| Weight | [kg] | 0.446 |
| Displays / operating elements | | |
| Display | | 7-segment LED display (4 digits) Display unit / status °C / °F |
| Electrical connection | | |
| Connection | | M12 connector |
| Wiring | | |

TD2531

TD-100CFEC12-A-ZVG/US

Temperature sensors



Remarks

Remarks

MS = set measuring span

Pack quantity

[piece]

1