

TF 232-22

- 4 Contacts
- Metal enclosure
- single-pedal types
- Cable entry M 20 x 1.5
- High level of stability
- Low operating height of pedal
- Also available as safety foot switch

Data

General data

Product name	F 232
Standards	EN 60947-5-1 DIN VDE 0660-200 BG-GS-ET-15
Enclosure material	Aluminium
Enclosure coating material	powder-coated
Material of the cover	Aluminium
Material of the pedal	Glass-fibre, reinforced thermoplastic
Material of the protective shield	Aluminium
Colour of the housing	RAL 9006 (White aluminum)
Gross weight	1060.000 g

General data - Features

Probing possible	Yes
Number of openers	2
Number of shutters	2

Mechanical data

Mechanical life, minimum	1,000,000 Operations
--------------------------	----------------------

Mechanical data - Connection technique

Terminal Connector	Screw connection
Cable section, maximum	1 x 2.5 mm ²

Note (Cable section)

All indications about the cable section are including the conductor ferrules.

Mechanical data - Dimensions

Width	170 mm
Height	189 mm
Depth	274 mm

Ambient conditions

Protection class	IP 65 to IEC/EN 60529
Ambient temperature, minimum	-25 °C
Ambient temperature, maximum	+70 °C

Ambient conditions - Insulation value

Rated impulse withstand voltage	6 kV
---------------------------------	------

Electrical data

Thermal test current	10 A
Utilisation category AC-15	230 VAC
Utilisation category AC-15	4 A
Utilisation category DC-13	24 VDC
Utilisation category DC-13	1 A
Switching element	NO contact, NC contact
Switching principle	Slow action

Pictures

Product picture (catalogue individual photo)

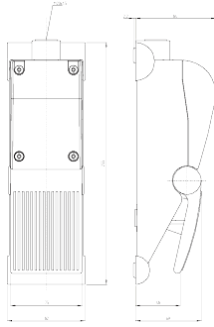


ID: ktf--f01

| 27,6 kB | .png | 74.083 x 55.739 mm - 210 x 158
Pixel - 72 dpi

| 304,5 kB | .jpg | 352.778 x 264.936 mm - 1000 x 751
Pixel - 72 dpi

Dimensional drawing basic component



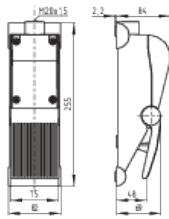
ID: ktf--g01

| 31,9 kB | .cdr |

| 5,5 kB | .png | 74.083 x 114.3 mm - 210 x 324 Pixel - 72 dpi

| 200,6 kB | .jpg | 352.425 x 544.689 mm - 999 x 1544 Pixel - 72 dpi

Dimensional drawing basic component



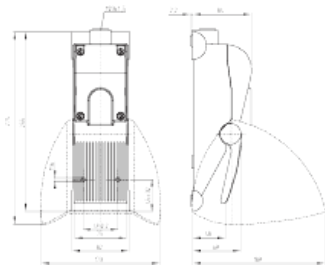
ID: 1tf--g01

| 89,6 kB | .jpg | 352.778 x 245.181 mm - 1000 x 695 Pixel - 72 dpi

| 33,0 kB | .cdr |

| 7,6 kB | .png | 74.083 x 51.506 mm - 210 x 146 Pixel - 72 dpi

Dimensional drawing basic component



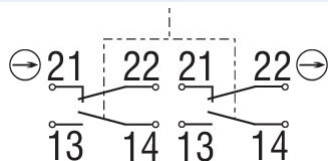
ID: 5tfh-g01

| 145,0 kB | .jpg | 352.778 x 285.044 mm - 1000 x 808 Pixel - 72 dpi

| 5,1 kB | .png | 74.083 x 59.972 mm - 210 x 170 Pixel - 72 dpi

| 42,1 kB | .cdr |

Diagram



ID: ktf--k02

| 17,4 kB | .cdr |

K.A. Schmersal GmbH & Co. KG, Möddinghofe 3, D-42279 Wuppertal

The details and data referred to have been carefully checked. Images may diverge from original. Further technical data can be found in the manual. Technical amendments and errors possible.

Generated on 26.08.2020 12:52:05