


Fitting connectors



- M5 ... G 2 1/2"
- Nickel-plated brass, stainless steel, plastic, aluminium

Standard fittings

- double nipple
- detachable double nipple
- reducers
- reducer sleeves
- extension nipple
- extensions
- sleeves
- angled fittings
- blanking-of plug
- hose connectors
- blanking nut
- T-shaped
- four-way junctions

Screw fittings

- screwed fittings
- bulkhead fittings
- pressure gauge fittings
- angeled fittings
- T-shaped tube hose fitting
- T-shaped fittings
- union nut
- tube hose fittings
- ring connectors
- seal rings
- distribution strips
- four-way distributor blocks
- flow strips

Technical data

maximum nominal pressure¹⁾

nickel-plated brass

standard fittings	60 bar
quick screw fittings	18 bar
banjo fittings	18 bar
Distribution and flow strips	13 bar

stainless steel

standard fittings	40 bar
-------------------	--------

plastic

standard fittings	10 bar
quick screw fittings	10 bar
banjo fittings	10 bar

aluminium

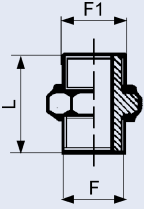
banjo fittings	16 bar
Distribution and flow strips	16 bar

¹⁾ Pressure data [bar]: Overpressure to the atmospheric pressure.

Ordering charts standard fittings

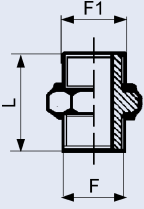
- double nipple
- detachable double nipple
- reducers
- reducer sleeves
- extension nipple
- extensions
- sleeves
- angled fittings
- blanking-off plug
- hose connectors
- blanking nuts
- T-shaped
- 4-way adaptors

Ordering chart standard fittings, double nipple cylindrical, without O-ring



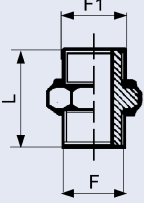
	Material	max. nominal pressure [bar]	F	F1	L [mm]	Packaging unit [pc.]	Item no. (cylindrical)
	Nickelplated, brass	60	M5	M5	11.5	10	782 000
			M5	G 1/8	14.5	10	782 001
			G 1/8	G 1/8	17.0	10	780 123
			G 1/8	G 1/4	19.0	10	780 124
			G 1/8	G 3/8	20.0	10	780 125
			G 1/4	G 1/4	21.0	10	780 126
			G 1/4	G 3/8	22.0	10	780 127
			G 1/4	G 1/2	24.0	10	780 128
			G 3/8	G 3/8	24.0	10	780 129
			G 3/8	G 1/2	24.0	10	780 130
			G 1/2	G 1/2	26.5	10	780 131
			G 1/2	G 3/4	27.0	10	782 002
G 3/4	G 3/4	28.0	10	782 003			

Ordering chart standard fittings, double nipple cylindrical, without O-ring



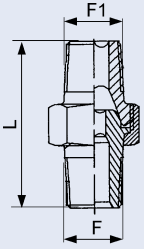
	Material	max. nominal pressure [bar]	F	F1	L [mm]	Packaging unit [pc.]	Item no. (cylindrical)
	Stainless steel 1.4571	40	M5	M5	15.0	1	787 843
			G 1/8	G 1/8	18.0	1	787 844
			G 1/4	G 1/4	23.0	1	787 845
			G 3/8	G 3/8	23.0	1	787 846
			G 1/2	G 1/2	30.0	1	787 847
			G 3/4	G 3/4	33.0	1	787 848
			G 1	G 1	50.0	1	787 849
			G 1 1/4	G 1 1/4	58.0	1	787 850
			G 1 1/2	G 1 1/2	61.0	1	787 851
			G 2	G 2	61.0	1	787 852

Ordering chart standard fittings, double nipple, conical



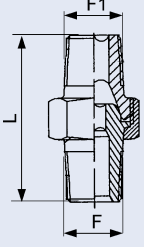
	Material	max. nominal pressure [bar]	F	F1	L [mm]	Packaging unit [pc.]	Item no. (conical)
	Nickelplated, brass	60	G 1/8	G 1/8	21.0	10	782 006
			G 1/8	G 1/4	24.0	10	782 007
			G 1/8	G 3/8	25.0	10	782 008
			G 1/4	G 1/4	27.0	10	782 009
			G 1/4	G 3/8	28.0	10	782 010
			G 1/4	G 1/2	32.0	10	782 011
			G 3/8	G 3/8	29.0	10	782 012
			G 3/8	G 1/2	32.5	10	782 013
			G 1/2	G 1/2	35.0	10	782 014
			G 1/2	G 3/4	37.5	10	782 015
			G 3/4	G 3/4	40.5	10	782 016

Ordering chart standard fittings, detachable double nipple



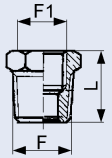
	Material	max. nominal pressure [bar]	F	F1	L [mm]	Packaging unit [pc.]	Item no.
	brass	16	G 1/8	G 1/8	27.0	10	782 090
			G 1/4	G 1/4	34.0	10	782 091
			G 3/8	G 3/8	36.0	10	782 092
			G 1/2	G 1/2	44.0	1	782 093
			G 3/4	G 3/4	52.0	1	782 094
			G 1	G 1	65.0	1	782 095
			G 1/8	G 1/4	30.0	1	782 096
			G 1/4	G 3/8	35.0	1	782 097

Ordering chart standard fittings, detachable double nipple



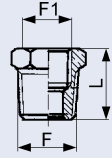
	Material	max. nominal pressure [bar]	F	F1	L [mm]	Packaging unit [pc.]	Item no.
	Stainless steel 1.4571	16	G 1/8	G 1/8	27.0	1	787 853
			G 1/4	G 1/4	35.0	1	787 854
			G 3/8	G 3/8	36.0	1	787 855
			G 1/2	G 1/2	44.0	1	787 856
			G 3/4	G 3/4	75.0	1	787 857
			G 1	G 1	90.0	1	787 858
			G 1 1/2	G 1 1/2	110.0	1	787 859
			G 2	G 2	120.0	1	787 860

Ordering chart standard fittings, reducer, cylindrical



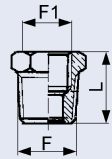
	Material	max. nominal pressure [bar]	F	F1	L [mm]	Packaging unit [pc.]	Item no. (cylindrical)
	Nickelplated, brass	60	G 1/8	M5	10.5	10	781 843
			G 1/4	G 1/8	13.0	10	780 136
			G 3/8	G 1/8	14.0	10	780 137
			G 3/8	G 1/4	14.0	10	780 138
			G 1/2	G 1/4	15.5	10	780 139
			G 1/2	G 3/8	15.5	10	780 140

Ordering chart standard fittings, reducer, cylindrical



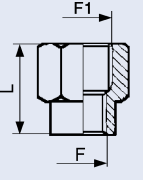
	Material	max. nominal pressure [bar]	F	F1	L [mm]	Packaging unit [pc.]	Item no. (cylindrical)
	Stainless steel 1.4571	40	G 1/4	G 1/8	11.0	1	787 861
			G 3/8	G 1/4	14.0	1	787 862
			G 1/2	G 3/8	18.0	1	787 863
			G 3/4	G 1/2	24.0	1	787 865
			G 1	G 3/4	21.0	1	787 866

Ordering chart standard fittings, reducer, conical



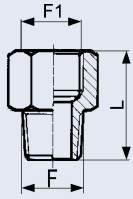
	Material	max. nominal pressure [bar]	F	F1	L [mm]	Packaging unit [pc.]	Item no. (conical)
	Nickelplated, brass	60	G 1/4	G 1/8	16.0	10	782 017
			G 3/8	G 1/8	17.0	10	782 018
			G 3/8	G 1/4	17.0	10	782 019
			G 1/2	G 1/4	20.0	10	782 020
			G 1/2	G 3/8	20.0	10	782 021
			G 3/4	G 1/2	23.0	10	782 022

Ordering chart standard fittings, reducer sleeve



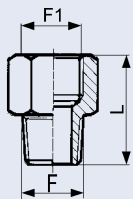
	Material	max. nominal pressure [bar]	F	F1	L [mm]	Packaging unit [pc.]	Item no.
	Nickelplated, brass	60	G 1/8	G 1/4	21.5	10	782 038
			G 1/4	G 3/8	25.5	10	782 040
			G 1/4	G 1/2	28.5	10	782 041
			G 3/8	G 1/2	29.5	10	782 042

Ordering chart standard fittings, extension nipple, conical



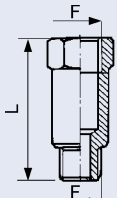
	Material	max. nominal pressure [bar]	F	F1	L [mm]	Packaging unit [pc.]	Item no. (conical)
	Nickelplated, brass	60	G 1/8	G 1/8	20.0	10	782 023
			G 1/8	G 1/4	22.5	10	782 024
			G 1/4	G 1/4	25.0	10	782 025
			G 1/4	G 3/8	28.5	10	782 026
			G 3/8	G 3/8	28.5	10	782 027
			G 3/8	G 1/2	32.0	10	782 028
			G 1/2	G 1/2	34.0	10	782 029

Ordering chart standard fittings, extension nipple, cylindrical, without O-ring



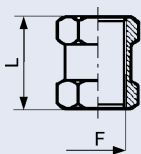
	Material	max. nominal pressure [bar]	F	F1	L [mm]	Packaging unit [pc.]	Item no. (cylindrical)
	Nickelplated, brass	60	M5	G 1/8	17.0	10	782 030
			G 1/8	G 1/8	18.5	10	782 031
			G 1/8	G 1/4	21.5	10	782 032
			G 1/4	G 1/4	22.5	10	782 033
			G 1/4	G 3/8	26.0	10	782 034
			G 3/8	G 3/8	26.5	10	782 035
			G 3/8	G 1/2	29.5	10	782 036
			G 1/2	G 1/2	29.5	1	782 037

Ordering chart standard fittings, extension



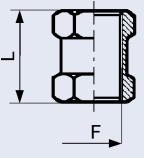
	Material	max. nominal pressure [bar]	F	L [mm]	Packaging unit [pc.]	Item no.
	Nickelplated, brass	60	G 1/8	22	10	782 085
			G 1/8	42	10	782 086
			G 1/8	51	10	782 087
			G 1/4	35	10	782 088
			G 1/4	51	10	782 089

Ordering chart standard fittings, sleeves



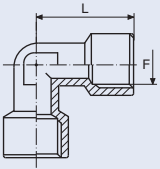
	Material	max. nominal pressure [bar]	F	L [mm]	Packaging unit [pc.]	Item no. VA
	Stainless steel 1.4571	40	G 1/8	18.0	10	787 868
			G 1/4	26.0	10	787 869
			G 3/8	26.0	10	787 870
			G 1/2	30.0	1	787 871
			G 3/4	35.0	1	787 872
			G 1	40.0	1	787 873
			G 1 1/4	48.0	1	787 874
			G 1 1/2	48.0	1	787 875
			G 2	56.0	1	787 876

Ordering chart standard fittings, sleeves



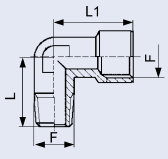
Material	max. nominal pressure [bar]	F	L [mm]	Packaging unit [pc.]	Item no.
Nickelplated, brass	60	M5	11.0	10	782 004
		G 1/8	15.0	10	780 132
		G 1/4	22.0	10	780 133
		G 3/8	24.0	10	780 134
		G 1/2	30.0	10	780 135

Ordering chart standard fittings, angled fitting with internal threaded port



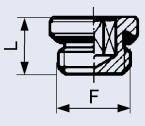
Material	max. nominal pressure [bar]	F internal thread	L [mm]	Packaging unit [pc.]	Item no.
Nickelplated, brass	60	G 1/8	20.5	10	782 047
		G 1/4	26.0	10	782 048
		G 3/8	30.0	10	782 049
		G 1/2	36.0	1	782 050

Ordering chart standard fittings, angled fitting with internal/external threaded port



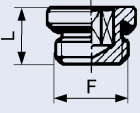
Material	max. nominal pressure [bar]	F	L [mm]	L 1 [mm]	Packaging unit [pc.]	Item no.
Nickelplated, brass	60	M5	11.0	11.5	10	788 365
		G 1/8	16.5	20.5	10	782 051
		G 1/4	24.5	26.0	10	782 052
		G 3/8	26.0	30.0	10	782 053
		G 1/2	30.0	36.0	1	782 054

Ordering chart standard fittings, blanking-off plug without O-ring



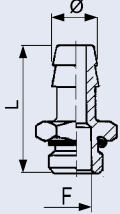
Material	max. nominal pressure [bar]	F	L [mm]	Packaging unit [pc.]	Item no. VA
Stainless steel 1.4571	40	G 1/2	15.0	1	787 816
		G 3/4	11.0	1	787 817
		G 1/8	11.0	1	787 877
		G 1/4	13.0	1	787 878
		G 3/8	14.0	1	787 879
		G 1	22.0	1	787 880

Ordering chart standard fittings, blanking-off plug with O-ring



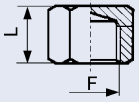
	Material	max. nominal pressure [bar]	F internal thread	L [mm]	Packaging unit [pc.]	Item no.
	Nickelplated, brass	16	M5	6.5	10	782 005
			M7	8.5	10	787 054
			G 1/8	8.5	10	780 141
			G 1/4	11.0	10	780 142
			G 3/8	12.5	10	780 143
			G 1/2	14.5	10	780 144
			G 3/4	20.0	10	787 407

Ordering chart standard fittings, hose connectors with O-ring



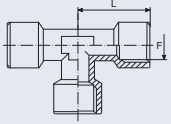
	Material	max. nominal pressure [bar]	F	Diameter [mm]	L [mm]	Packaging unit [pc.]	Item no.
	Nickelplated, brass	60	G 1/8	7	31.0	10	782 070
			G 1/4	7	33.0	10	782 071
			G 1/8	8	31.0	10	782 072
			G 1/8	9	31.0	10	782 073
			G 1/4	9	33.0	10	782 074
			G 3/8	9	34.0	10	782 075
			G 1/4	12	33.0	10	782 076
			G 3/8	12	34.0	10	782 077
			G 1/2	12	36.0	10	782 078
			G 3/8	17	34.0	10	782 079
			G 1/2	17	36.0	10	782 080

Ordering chart standard fittings, blanking nuts



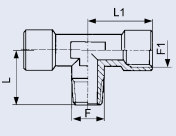
	Material	max. nominal pressure [bar]	F internal thread	L [mm]	Packaging unit [pc.]	Item no.
	Nickelplated, brass	60	G 1/8	13.0	10	782 043
			G 1/4	15.0	10	782 044
			G 3/8	17.5	10	782 045
			G 1/2	20.0	10	782 046

Ordering chart standard fittings, T-shaped fitting with internal threaded port



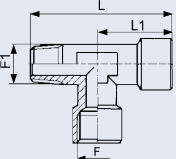
	Material	max. nominal pressure [bar]	F internal thread	L [mm]	Packaging unit [pc.]	Item no.
	Nickelplated, brass	60	G 1/8	20.5	10	782 055
			G 1/4	26.0	10	782 056
			G 3/8	30.0	1	782 057
			G 1/2	36.0	1	782 058

Ordering chart standard fittings, T-pieces with internal / external thread



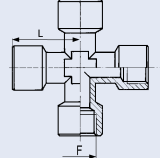
	Material	max. nominal pressure [bar]	F	L [mm]	L 1 [mm]	Packaging unit [pc.]	Item no.
	Nickelplated, brass	60	G 1/8	16.5	20.5	10	782 059
			G 1/4	24.5	26.0	10	782 060
			G 3/8	26.0	30.0	1	782 061
			G 1/2	30.0	36.0	1	782 062

Ordering chart standard fittings, T-pieces with internal / external thread



	Material	max. nominal pressure [bar]	F	F1	L [mm]	L1 [mm]	Packaging unit [pc.]	Item no.
	Nickelplated, brass	60	G 1/8	G 1/8	37.0	20.5	10	782 063
			G 1/4	G 1/4	50.5	26.0	10	782 064
			G 3/8	G 3/8	56.0	30.0	1	782 065
			G 1/2	G 1/2	66.0	36.0	1	782 066

Ordering chart standard fittings, four-way junctions with internal thread



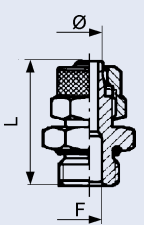
	Material	max. nominal pressure [bar]	F internal thread	L [mm]	Packaging unit [pc.]	Item no.
	Nickelplated, brass	60	G 1/8	20.5	10	782 067
			G 1/4	26.0	1	782 068
			G 3/8	28.0	1	782 069

- screwed fittings
- bulkhead fittings
- pressure gauge screw fittings
- angled fittings
- T-shaped tube hose fitting
- T-shaped fittings
- union nut
- hose fittings
- ring connectors
- seal rings
- distribution strips
- four-way distributor blocks
- Flow strips

Ordering chart quick screw fittings, straight screwed fittings

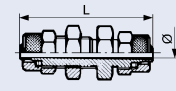
Material	max. nominal pressure [bar]	F	Packaging unit [pc.]	Item no. KU
Plastic, PPS	10	G 1/4-28-1/8	1	787 060
		G 1/4-28-1/8	1	787 061
		G 1/4-28-1/8	1	787 062
		G 1/4-28-1/1	1	787 063
		G 1/4-28-1/1	1	787 064
		G 1/4-28-1/1	1	787 065

Ordering chart quick screw fittings, straight screwed fittings with O-ring




Material	max. nominal pressure [bar]	F	Diameter [mm]	L [mm]	Packaging unit [pc.]	Item no.
Nickelplated, brass	18	M5	4/2	23.0	10	780 145
		M5	6/4	23.0	10	780 146
		G 1/8	6/4	25.0	10	780 147
		G 1/4	6/4	27.0	10	780 148
		G 1/8	8/6	25.0	10	780 149
		G 1/4	8/6	27.0	10	780 150
		G 3/8	8/6	29.0	10	780 151
		G 1/4	10/8	29.0	10	780 152
		G 3/8	10/8	31.0	10	780 153
		G 1/2	10/8	33.0	10	780 154
		G 3/8	12/10	33.0	10	780 155
		G 1/2	12/10	35.0	1	780 156

Ordering chart quick screw fittings, bulkhead fittings



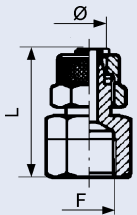
Material	max. nominal pressure [bar]	Diameter [mm]	L (Ms) [mm]	Packaging unit [pc.]	Item no. NM
Nickelplated, brass	18	6/4	47.0	10	780 165
		8/6	48.0	10	780 165
		10/8	49.0	10	780 167
		12/10	53.0	10	780 168

Ordering chart quick screw fittings, bulkhead fittings



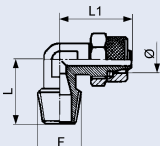
Material	max. nominal pressure [bar]	Diameter [mm]	L (Ms) [mm]	Packaging unit [pc.]	Item no. POM
Plastic	10	6/4	50	10	782 197
		8/6	51	10	782 198

Ordering chart quick screw fittings, pressure gauge fittings



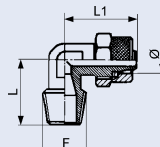
Material	max. nominal pressure [bar]	Diameter [mm]	F	L [mm]	Packaging unit [pc.]	Item no. NM
Nickelplated, brass	18	6/4	G 1/8	26.5	10	780 157
		6/4	G 1/4	29.5	10	780 158
		8/6	G 1/8	26.5	10	780 159
		8/6	G 1/4	29.0	10	780 160
		8/6	G 3/8	33.0	10	780 161
		10/8	G 1/4	31.0	10	780 162
		10/8	G 3/8	35.0	10	780 163
		10/8	G 1/2	38.0	10	780 164

Ordering chart quick screw fittings, angled fittings, conical



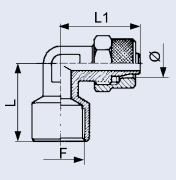
Material	max. nominal pressure [bar]	Diameter [mm]	F	L [mm]	L1 [mm]	Packaging unit [pc.]	Item no. POM
Nickelplated, brass	18	G 6/4	G 1/8	16.0	23.0	10	782 209
		G 6/4	G 1/4	19.0	24.0	10	782 211
		G 8/6	G 1/4	20.0	25.0	10	782 212

Ordering chart quick screw fittings, angled fittings, conical



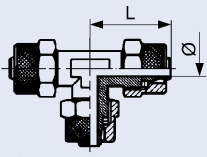
Material	max. nominal pressure [bar]	Diameter [mm]	F	L (Ms) [mm]	L1 (Ms) [mm]	Packaging unit [pc.]	Item no. NM
Nickelplated, brass	18	5/3	G 1/8	17.0	21.5	10	782 163
		6/4	G 1/8	17.0	22.0	10	782 164
		8/6	G 1/8	17.0	22.0	10	782 165
		6/4	G 1/4	20.0	22.0	10	782 166
		8/6	G 1/4	20.0	22.0	10	782 167
		10/8	G 1/4	21.0	25.0	10	782 168
		8/6	G 3/8	22.0	23.0	10	782 169
		10/8	G 3/8	22.0	25.0	10	782 170
		12/10	G 3/8	24.0	31.0	10	782 171
		10/8	G 1/2	26.0	28.5	10	782 172
		12/10	G 1/2	14.0	26.0	1	782 173

Ordering chart quick screw fittings, angled fitting



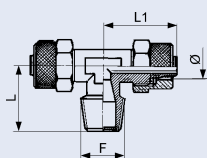
Material	max. nominal pressure [bar]	Diameter [mm]	F	L [mm]	L1 [mm]	Packaging unit [pc.]	Item no. NM
Nickelplated, brass	18	6/4	G 1/8	21.0	22.0	10	782 174
		8/6	G 1/4	24.0	23.0	10	782 175

Ordering chart quick screw fittings, T-shaped tube hose fitting



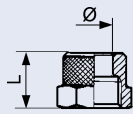
Material	max. nominal pressure [bar]	Diameter [mm]	L [mm]	Packaging unit [pc.]	Item no. NM
Nickelplated, brass	18	6/4	22.0	10	780 169
		8/6	22.0	10	780 170
		10/8	25.0	10	780 171
		12/10	31.0	1	780 172

Ordering chart quick screw fittings, T-shaped fittings, conical



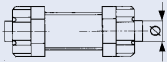
Material	max. nominal pressure [bar]	Diameter [mm]	F	L [mm]	L1 [mm]	Packaging unit [pc.]	Item no.
Nickelplated, brass	18	5/3	G 1/8	17.0	21.5	10	782 176
		6/4	G 1/8	17.0	22.0	10	782 177
		6/4	G 1/4	20.0	22.0	10	782 179
		8/6	G 1/8	17.0	22.0	10	782 178
		8/6	G 1/4	20.0	22.0	10	782 180
		8/6	G 3/8	22.0	23.0	10	782 182
		10/8	G 1/4	21.0	25.0	10	782 181
		10/8	G 3/8	22.0	25.0	10	782 183
		10/8	G 1/2	26.0	28.5	1	782 185
		12/10	G 1/2	24.0	31.0	1	782 186
		12/10	G 3/8	26.0	31.0	1	782 184

Ordering chart quick screw fittings, union nut



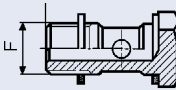
Material	max. nominal pressure [bar]	Diameter [mm]	F	L [mm]	Packaging unit [pc.]	Item no.
Nickelplated, brass	18	4/2	M7x0.5	9.0	10	780 173
		6/4-M5	M8x0.5	9.0	10	780 174
		6/4	M10x1	11.0	10	780 175
		8/6	M12x1	11.0	10	780 176
		10/8	M14x1	12.0	10	780 177
		12/10	M16x1	12.0	10	780 178

Ordering chart quick screw fittings, hose connections with nut



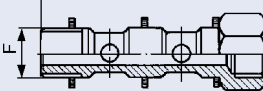
Material	max. nominal pressure [bar]	Diameter [mm]	Packaging unit [pc.]	Item no.
Plastic, (POM)	10	6/4	10	782 221
		8/6	10	782 222

Ordering chart quick screw fittings, banjo bolt, single with 2 seals



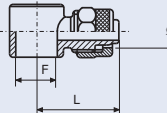
Material	Medium	F	L [mm]	Packaging unit [pc.]	Item no.
Nickelplated, brass	Luft	M5	18.0	10	780 053
		G 1/8	28.0	10	780 054
		G 1/4	33.0	10	780 055
		G 3/8	37.0	10	780 056
		G 1/2	42.0	1	780 057

Ordering chart quick screw fittings, banjo bolt, double with 3 seals



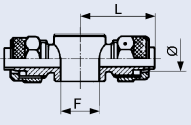
Material	Medium	F	L [mm]	Packaging unit [pc.]	Item no.
Nickelplated, brass	Luft	G 1/8	44.5	10	780 058
		G 1/4	51.5	10	780 059
		G 3/8	58.5	10	780 060
		G 1/2	67.5	1	780 061

Ordering chart quick screw fittings, ring connections for wood screws, single



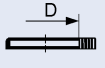
Material	max. nominal pressure [bar]	Diameter [mm]	F	L [mm]	Packaging unit [pc.]	Item no.
Nickelplated, brass	18	4/2	M5	20.5	10	780 179
		6/4	M5	20.5	10	780 180
		6/4	G 1/8	24.5	10	780 181
		6/4	G 1/4	26.5	10	780 182
		8/6	G 1/8	24.0	10	780 183
		8/6	G 1/4	26.0	10	780 184
		8/6	G 3/8	28.5	10	780 185
		10/8	G 1/4	28.0	10	780 186
		10/8	G 3/8	29.0	10	780 187
		10/8	G 1/2	30.5	10	780 188
		12/10	G 1/2	33.5	1	780 189

Ordering chart quick screw fittings, ring connections for wood screws, double



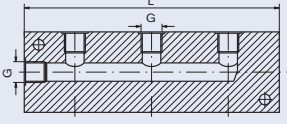
Material	max. nominal pressure [bar]	Diameter [mm]	F	L [mm]	Packaging unit [pc.]	Item no.
Nickelplated, brass	18	6/4	G 1/8	24.5	10	780 190
		6/4	G 1/4	26.5	10	780 191
		8/6	G 1/8	25.0	10	780 192
		8/6	G 1/4	26.0	10	780 193
		8/6	G 3/8	28.5	10	780 194
		10/8	G 1/4	27.5	10	780 195
		10/8	G 3/8	29.0	10	780 196
		10/8	G 1/2	30.5	10	780 197
		12/10	G 1/2	33.5	10	780 198

Ordering chart quick screw fittings, seal rings



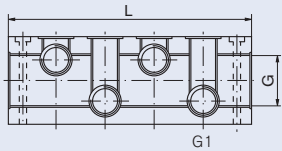
Material	max. nominal pressure [bar]	Diameter [mm]	D [mm]	Packaging unit [pc.]	Item no.
aluminium	18	1/8	13.8	10	780 200
		1/4	17.8	10	780 201
		3/8	21.0	10	780 202
		1/2	26.0	10	780 203
plastic	18	M5	9.0	10	780 199

Ordering chart distribution strip, 3-way



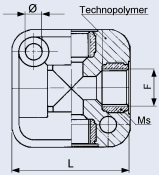
Material	max. nominal pressure [bar]	G	L [mm]	Packaging unit [pc.]	Item no. [3-way]
aluminium	16	M5	40.0	10	787 881
		G 1/8	56.0	10	787 882
		G 1/4	89.0	5	787 883
		G 3/8	85.0	5	787 884
		G 1/2	105.0	1	787 885

Ordering chart distribution strip, 8-way



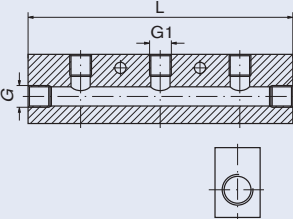
Material	max. nominal pressure [bar]	G	G1	L [mm]	Packaging unit [pc.]	Item no. [8-way]
aluminium	16	G 1/4	M8	65.0	10	787 886
		G 3/8	1/8	114.0	5	787 887
		G 1/2	1/4	144.0	5	787 888
		G 3/4	1/2	170.0	1	787 889

Ordering chart, four-way distributor block



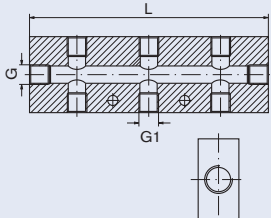
Material	max. nominal pressure [bar]	F	Diameter [mm]	L [mm]	Packaging unit [pc.]	Item no.
Nickelplated, brass KU	13	G 1/8	4.5	31.0	1	782 081
		G 1/4	5.5	40.0	1	782 082
		G 3/8	5.5	50.0	1	782 083
		G 1/2	5.5	50.0	1	780 084

Ordering chart, flow strip



Material	max. nominal pressure [bar]	G	G1	L [mm]	Packaging unit [pc.]	Item no.
aluminium	16	G 1/4	2-way G 1/8	54.0	10	787 890
		G 1/4	3-way G 1/8	72.0	10	787 891
		G 1/4	4-way G 1/8	90.0	10	787 892
		G 1/4	5-way G 1/8	108.0	5	787 893
		G 3/8	2-way G 1/4	68.0	5	787 894
		G 3/8	3-way G 1/4	92.0	5	787 895
		G 3/8	4-way G 1/4	116.0	5	787 896
		G 3/8	5-way G 1/4	140.0	5	787 897

Ordering chart, flow strip



Material	max. nominal pressure [bar]	G	G1	L [mm]	Packaging unit [pc.]	Item no.
aluminium	16	G 1/4	4-way G 1/8	54.0	10	787 717
		G 1/4	6-way G 1/8	72.0	10	787 718
		G 1/4	8-way G 1/8	90.0	10	787 719
		G 1/4	10-way G 1/8	108.0	5	787 720
		G 3/8	4-way G 1/4	68.0	5	787 721
		G 3/8	6-way G 1/4	92.0	5	787 722
		G 3/8	8-way G 1/4	116.0	5	787 723
		G 3/8	10-way G 1/4	140.0	5	787 724
		G 1/2	6-way G 1/4	116.0	5	787 725
		G 1/2	8-way G 1/4	152.0	5	787 726
G 1/2	10-way G 1/4	188.0	5	787 727		

To find your nearest Burkert facility, click on the orange box →

www.burkert.com

If case of special conditions, please consult for advice.

Subject to alteration.
© Christian Bürkert GmbH & Co. KG

0810/1_EU-en_00895098